ORIGAMI ***Atelier n°5***

Consignes n°2

Montage de la couronne





Insérer le premier module dans le deuxième. Repérer le petit triangle blanc.





Rabattre le triangle à l'intérieur.





Recommencer avec un autre module.





La couronne est faite.